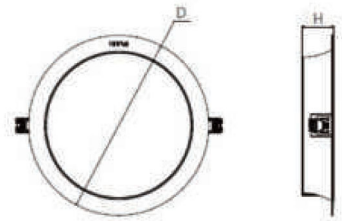


Packaging Information

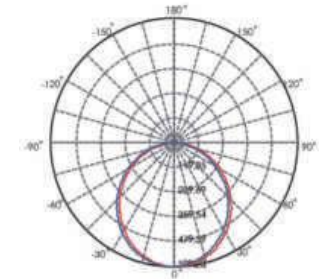
Item		Single box (1pc/box)		Outer box		
Item Code	Item Description	Dimensions(mm) (LxWxH)	Gross Weight (g)	Dimensions(mm) (LxWxH)	Gross Weight (g)	Packing Qty (pcs/CTN)
540001201500	LEDDownlightRc-US R75-4W-WH-TW	102*102*50	0.09	530*320*230	5.16	60
540001202000	LEDDownlightRc-US R85-6W-WH-TW	115*115*50	0.10	595*360*230	6.54	60
540001414500	LEDDownlightRc-US R125-9W-WH-TW	155*155*54	0.17	485*325*322	5.13	30
540001414600	LEDDownlightRc-US R150-12W-WH-TW	180*180*54	0.22	560*375*372	6.54	30
540001414700	LEDDownlightRc-US R175-18W-WH-TW	202*202*47	0.30	560*375*372	4.85	16
540001414800	LEDDownlightRc-US R200-22W-WH-TW	232*232*47	0.38	395*240*490	6.10	16

Dimensional Drawing




Type	H(mm)	D(mm)	Recessed Cutout (mm)
LED DL-RC-US 4W TW	34	Φ95	Φ75
LED DL-RC-US 6W TW	40	Φ110	Φ85
LED DL-RC-US 9W TW	40	Φ150	Φ125
LED DL-RC-US 12W TW	40	Φ175	Φ150
LED DL-RC-US 18W TW	40	Φ200	Φ175
LED DL-RC-US 22W TW	40	Φ230	Φ200

Photometric Data



LED Downlight US

Application



Specification

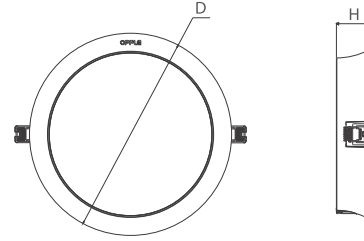
Item Code	Item Description	Power (W)	Power Factor	Lumen (lm)	Efficacy (lm/W)	Input Current (mA)	Lifetime (L70B50)	MOQ (pcs)
541003072300	LEDDownlightRc-US R70-4W-3000-WH-GP	4	0.5	230	57.5	32	20000	1800
541003072000	LEDDownlightRc-US R70-4W-4000-WH-GP	4	0.5	250	62.5	32	20000	1800
541003072100	LEDDownlightRc-US R70-4W-5700-WH-GP	4	0.5	250	62.5	32	20000	1800
541003071900	LEDDownlightRc-US R85-6W-3000-WH-GP	6	0.5	400	66.7	49	20000	1800
541003072200	LEDDownlightRc-US R85-6W-4000-WH-GP	6	0.5	450	75	49	20000	1800
541003071800	LEDDownlightRc-US R85-6W-5700-WH-GP	6	0.5	450	75	49	20000	1800
540001066410	LEDDownlightRc-US R125-9W-3000-WH-GP	9	0.5	720	80	75	20000	1200
540001066510	LEDDownlightRc-US R125-9W-4000-WH-GP	9	0.5	765	85	75	20000	1200
540001066610	LEDDownlightRc-US R125-9W-5700-WH-GP	9	0.5	765	85	75	20000	1200
540001066710	LEDDownlightRc-US R150-12W-3000-WH-GP	12	0.5	960	80	105	20000	1200
540001066810	LEDDownlightRc-US R150-12W-4000-WH-GP	12	0.5	1020	85	105	20000	1200
540001066910	LEDDownlightRc-US R150-12W-5700-WH-GP	12	0.5	1020	85	105	20000	1200
540001060710	LEDDownlightRc-US R175-18W-3000-WH-GP	18	0.5	1440	80	150	20000	960
540001060810	LEDDownlightRc-US R175-18W-4000-WH-GP	18	0.5	1530	85	150	20000	960
540001060910	LEDDownlightRc-US R175-18W-5700-WH-GP	18	0.5	1530	85	150	20000	960
540001061010	LEDDownlightRc-US R200-22W-3000-WH-GP	22	0.5	1760	80	170	20000	960
540001061110	LEDDownlightRc-US R200-22W-4000-WH-GP	22	0.5	1870	85	170	20000	960
540001061210	LEDDownlightRc-US R200-22W-5700-WH-GP	22	0.5	1870	85	170	20000	960
541003755500	LEDDownlightRc-US R70-6W-3000-WH-GP-ETO	6	0.5	400	66.7	49	20000	960
541003755600	LEDDownlightRc-US R70-6W-4000-WH-GP-ETO	6	0.5	450	75	49	20000	960
541003755700	LEDDownlightRc-US R70-6W-6500-WH-GP-ETO	6	0.5	450	75	49	20000	1800

Technical Specifications	
CRI	≥80
Colour Consistency (SDCM)	6
Dimmable	No
Housing Colour	White
IP	IP20
IK	IK02
Driver integrated (Yes/No)	Yes
Glow wire test	650°C
Driver failure rate	1% at 5000h
Weight (pc/kg)	0.044/ 0.059/0.1
	0.13/0.19/0.25

Electrical Supply	
Frequency (Hz)	50/60
Voltage (V)	220-240
AC/DC	AC
Mechanical Properties	
Optical Material	PP
Housing Material	PP
Application Conditions	
Operating Temperature	-25~50°C
Application Temperature	25°C
Storage Environment	-25~50°C

CB

Dimensional Drawing



Type	H(mm)	D(mm)	Recessed Cutout(mm)
LED DL-RC-US R70-4W	34	Φ95	Φ70
LED DL-RC-US R85-6W	34	Φ110	Φ85
LED DL-RC-US R125 9W-GP	40	Φ150	Φ125
LED DL-RC-US R150 12W-GP	40	Φ175	Φ150
LED DL-RC-US R175 18W-GP	40	Φ200	Φ175
LED DL-RC-US R200 22W-GP	40	Φ230	Φ200
LED DL-RC-US R70-6W	34	Φ95	Φ70

Packaging Information

Item Code	Item Description	Single Box(1pc/box)		Outer box		
		Dimensions(mm) (LxWxH)	Gross Weight (kg)	Dimensions(mm) (LxWxH)	Gross Weight (kg)	Packing Qty (pcs/CTN)
541003072300	LEDDownlightRc-US R70-4W-3000-WH-GP	102*102*50	0.086	530*320*230	5.16	60
541003072000	LEDDownlightRc-US R70-4W-4000-WH-GP	102*102*50	0.086	530*320*230	5.16	60
541003072100	LEDDownlightRc-US R70-4W-5700-WH-GP	102*102*50	0.086	530*320*230	5.16	60
541003071900	LEDDownlightRc-US R85-6W-3000-WH-GP	115*115*50	0.109	595*360*230	6.54	60
541003072200	LEDDownlightRc-US R85-6W-4000-WH-GP	115*115*50	0.109	595*360*230	6.54	60
541003071800	LEDDownlightRc-US R85-6W-5700-WH-GP	115*115*50	0.109	595*360*230	6.54	60
540001066410	LEDDownlightRc-US R125-9W-3000-WH-GP	155*155*54	0.171	485*325*322	5.13	30
540001066510	LEDDownlightRc-US R125-9W-4000-WH-GP	155*155*54	0.171	485*325*322	5.13	30
540001066610	LEDDownlightRc-US R125-9W-5700-WH-GP	155*155*54	0.171	485*325*322	5.13	30
540001066710	LEDDownlightRc-US R150-12W-3000-WH-GP	180*180*54	0.218	560*375*372	6.54	30
540001066810	LEDDownlightRc-US R150-12W-4000-WH-GP	180*180*54	0.218	560*375*372	6.54	30
540001066910	LEDDownlightRc-US R150-12W-5700-WH-GP	180*180*54	0.218	560*375*372	6.54	30
540001060710	LEDDownlightRc-US R175-18W-3000-WH-GP	202*202*47	0.303	560*375*372	4.848	16
540001060810	LEDDownlightRc-US R175-18W-4000-WH-GP	202*202*47	0.303	560*375*372	4.848	16
540001060910	LEDDownlightRc-US R175-18W-5700-WH-GP	202*202*47	0.303	560*375*372	4.848	16
540001061010	LEDDownlightRc-US R200-22W-3000-WH-GP	232*232*47	0.381	395*245*490	6.096	16
540001061110	LEDDownlightRc-US R200-22W-4000-WH-GP	232*232*47	0.381	395*245*490	6.096	16
540001061210	LEDDownlightRc-US R200-22W-5700-WH-GP	232*232*47	0.381	395*245*490	6.096	16
541003755500	LEDDownlightRc-US R70-6W-3000-WH-GP-ETO	102*102*50	0.086	530*320*230	5.16	60
541003755600	LEDDownlightRc-US R70-6W-4000-WH-GP-ETO	102*102*50	0.086	530*320*230	5.16	60
541003755700	LEDDownlightRc-US R70-6W-6500-WH-GP-ETO	102*102*50	0.086	530*320*230	5.16	60

Photometric Data

